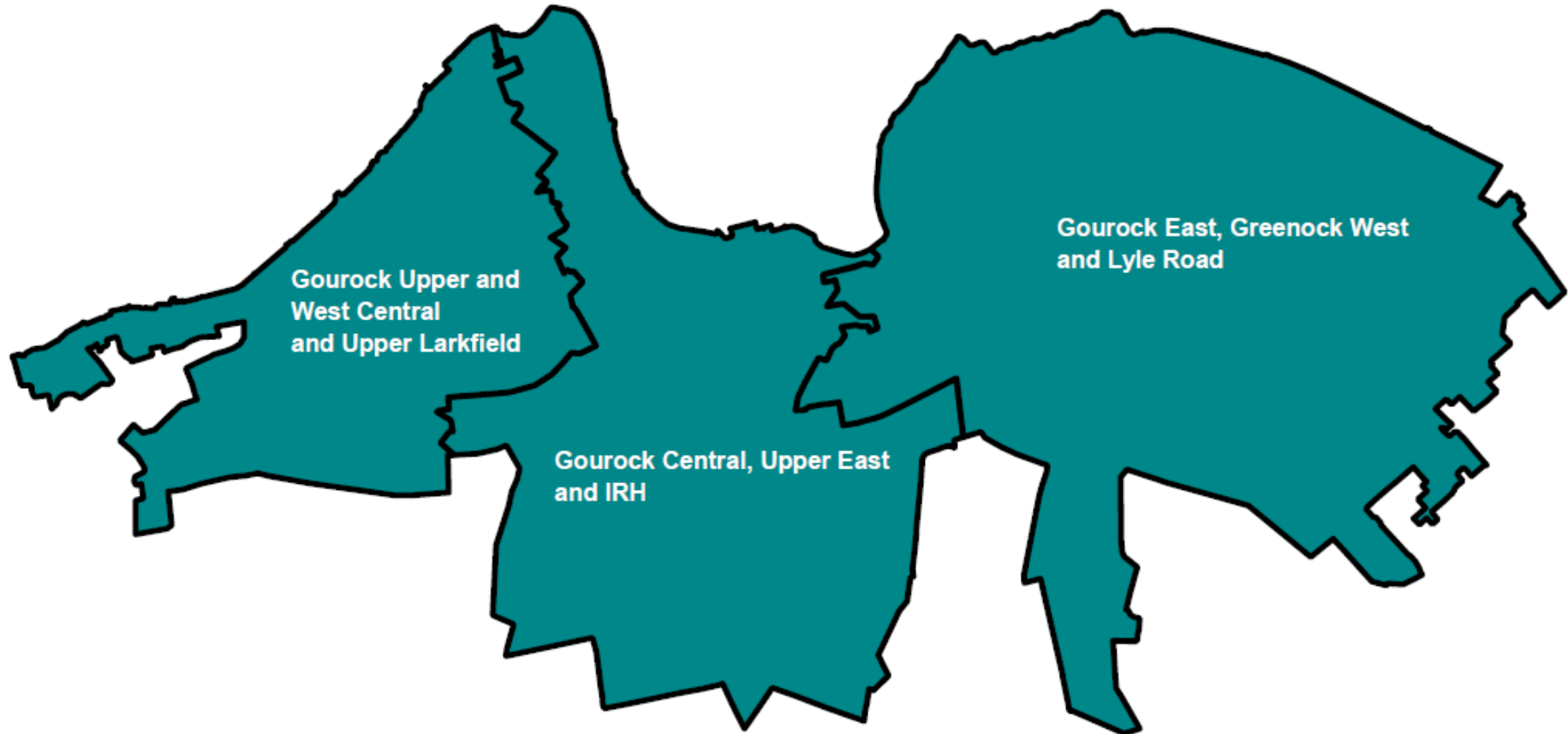


Our Place Our Future – Greenock West & Gourock results

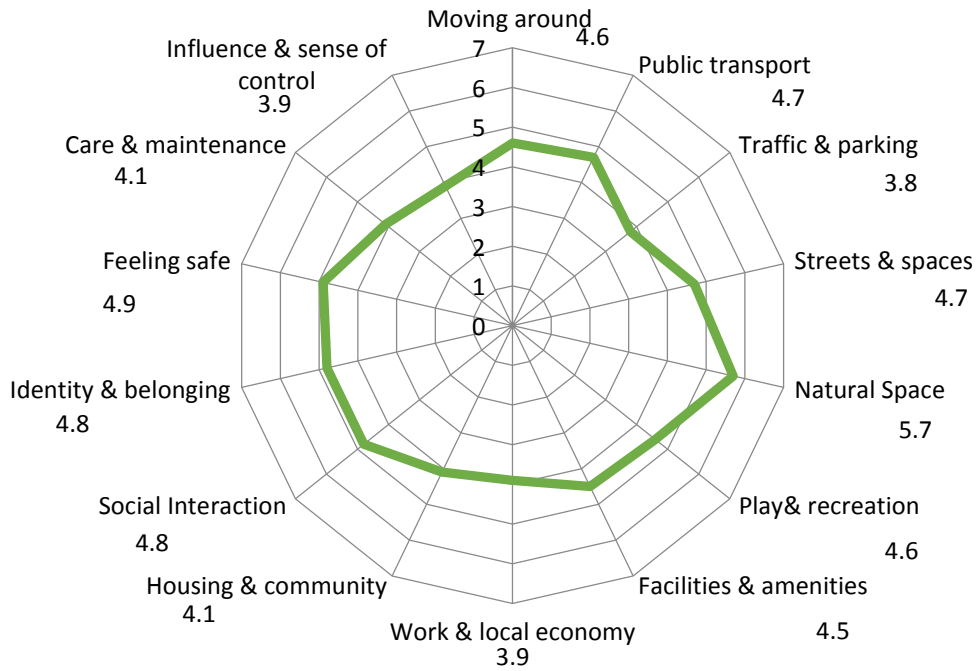


Our Place Our Future – Greenock West & Gourrock results

There were 265 responses from people who gave post codes that sit within the locality of Greenock West and Gourrock.

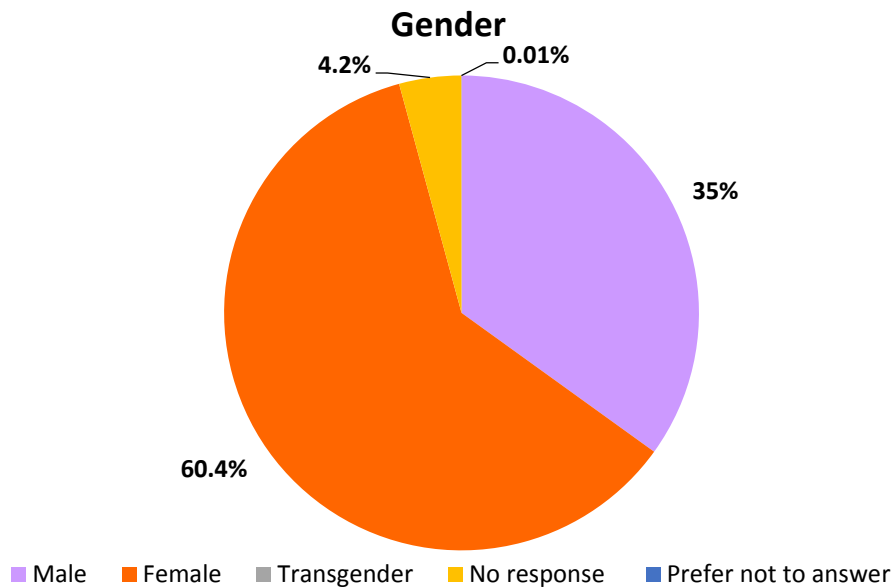
The overall highest scoring areas (based on average scores) were natural space (5.7), feeling safe (4.9) and social interaction (4.8) and identity and belonging (4.8). The lowest scoring areas were traffic and parking (3.8), influence and sense of control (3.9) and work and local economy (3.9).

Greenock West & Gourrock average scores

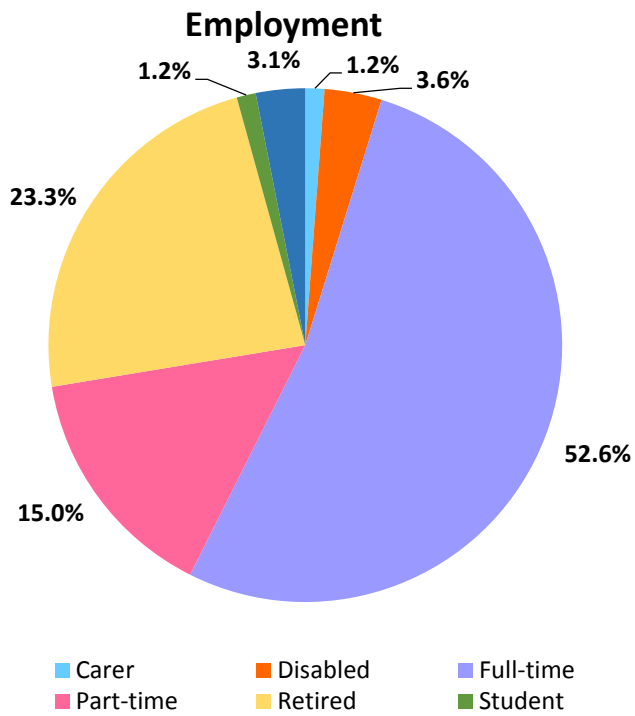
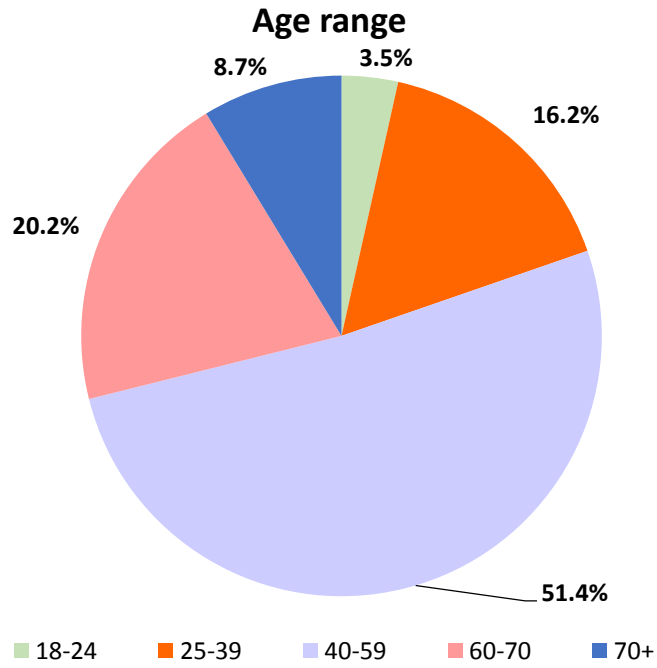


Demographics

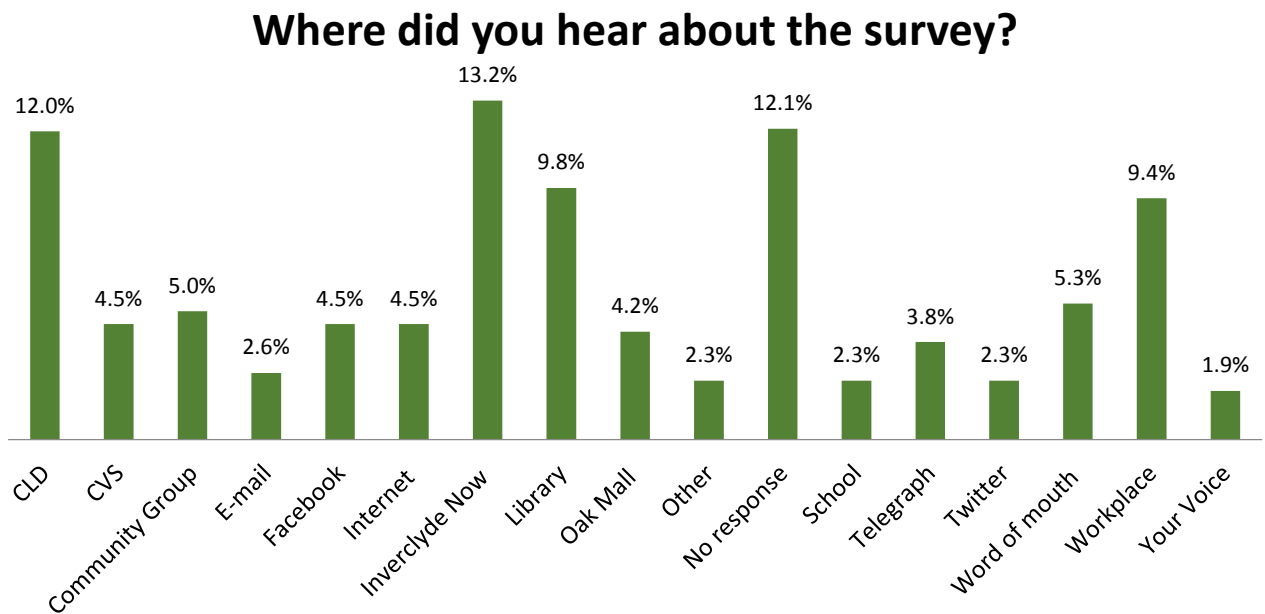
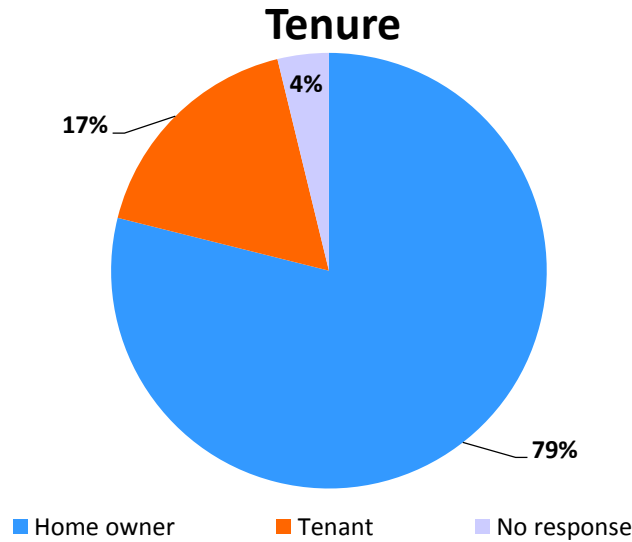
There were 41 female and 6 male survey respondents.



Our Place Our Future – Greenock West & Gourock results



Our Place Our Future – Greenock West & Gourock results



The average scores and recurring themes from comments for each aspect of the Place Standard are as follows:

1. Moving Around

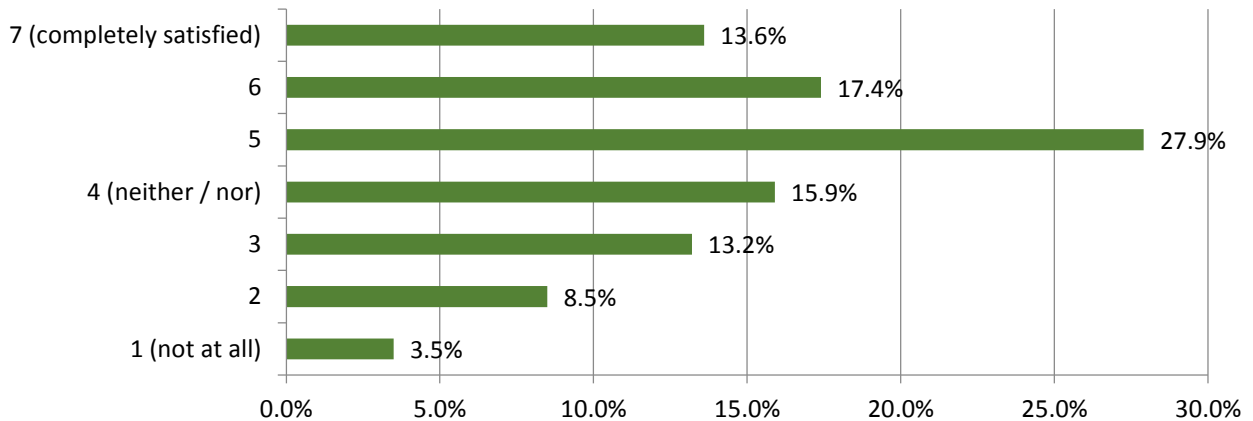
Q: Can I easily walk and cycle around using good quality routes?

Average rating = 4.6

The graph below shows the range of scores from those that responded to this question.

Our Place Our Future – Greenock West & Gourock results

Moving Around



Key / recurring themes from comments:

- A large number of respondents commented that pavements/ footpaths are in a poor condition
- Limited cycling provision and what is available is in need of maintenance
- Good coastal paths
- Plenty of good walking routes

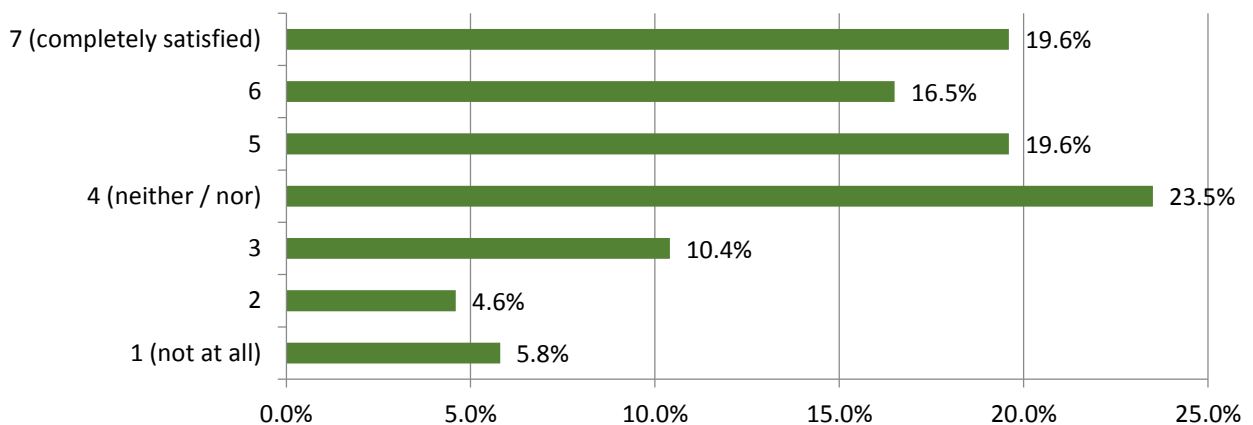
2. Public Transport

Q: Does public transport meet my needs?

Average rating = 4.7

The graph below shows the range of scores from those that responded to this question.

Public Transport



Key / recurring themes from comments:

- Many respondents commented that public transport is too expensive, particularly bus service
- No bus service in the evenings is an issue

Our Place Our Future – Greenock West & Gourock results

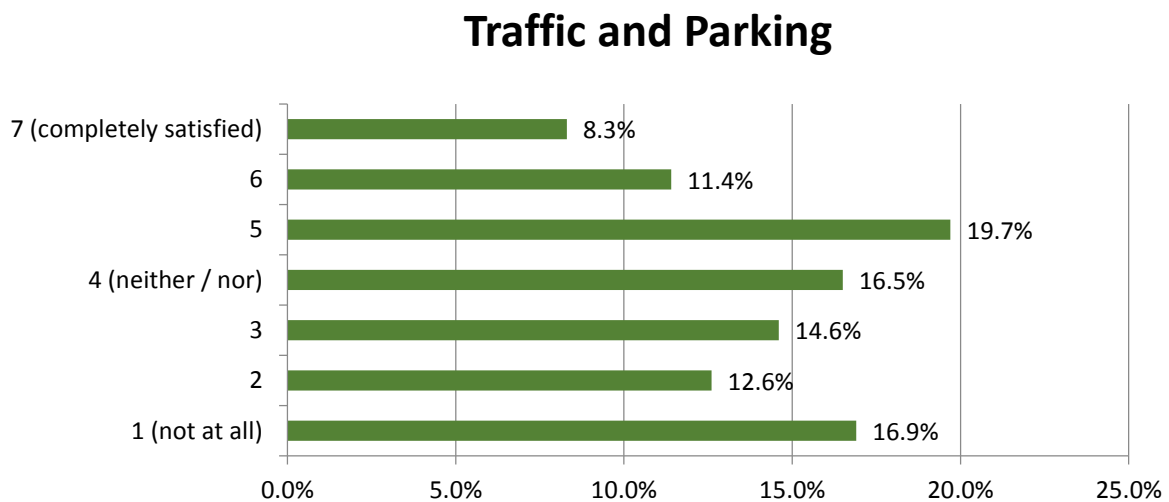
- There were mixed views on the reliability of the bus service
- Lack of public transport in the west end
- Whilst the train service was viewed by many to be reliable, some comments were made about a decline in the quality of service with the use of old trains

3. Traffic and Parking

Q: Do traffic and parking arrangements allow people to move around safely and meet the community's needs?

Average rating = 3.8

The graph below shows the range of scores from those that responded to this question.



Key / recurring themes from comments:

- People parking on pavements / dropped kerbs makes it difficult for pedestrians, wheelchair users or anyone pushing a pram to pass
- Many respondents commented that the new parking strategy and use of discs is confusing
- A small number of respondents felt that parking had improved with the introduction of the new system
- Town centre parking is a particular issue, parking restrictions discourage shopping
- A large number of respondents commented that there is a lack parking spaces
- There were mixed views on the Gourock bypass system
- Too many traffic lights between Gourock and Port Glasgow

4. Streets and Spaces

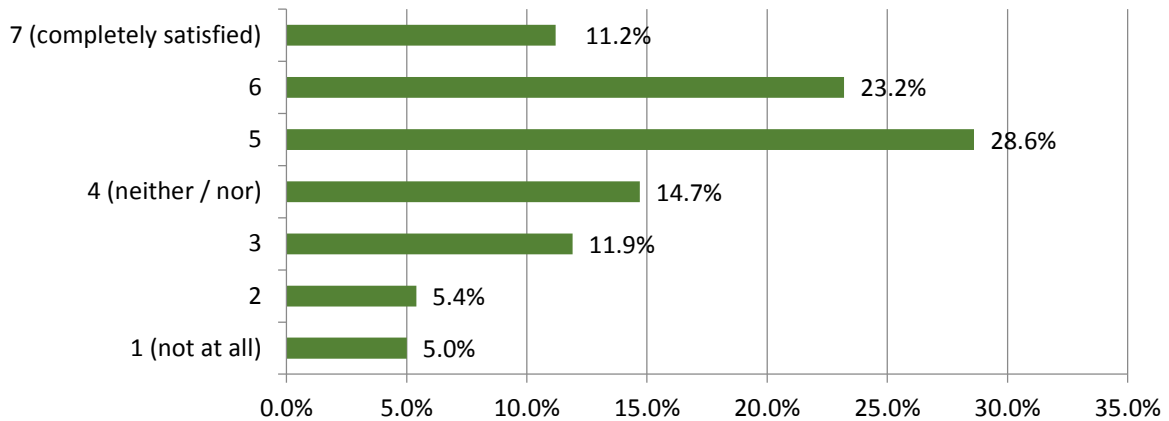
Q: Do buildings, streets and public spaces create an attractive space that is easy to get around?

Average rating = 4.7

The graph below shows the range of scores from those that responded to this question.

Our Place Our Future – Greenock West & Gourock results

Streets and Spaces



Key / recurring themes from comments:

- Many respondents commented on feeling safe during the day but not in the evenings
- Problems with dog fouling and littering
- A number of respondents commented that they enjoy living in Gourock
- There was a less positive perception of Greenock, particularly the town centre
- Poor lighting
- Improvement in some buildings across the area but more requires to be done

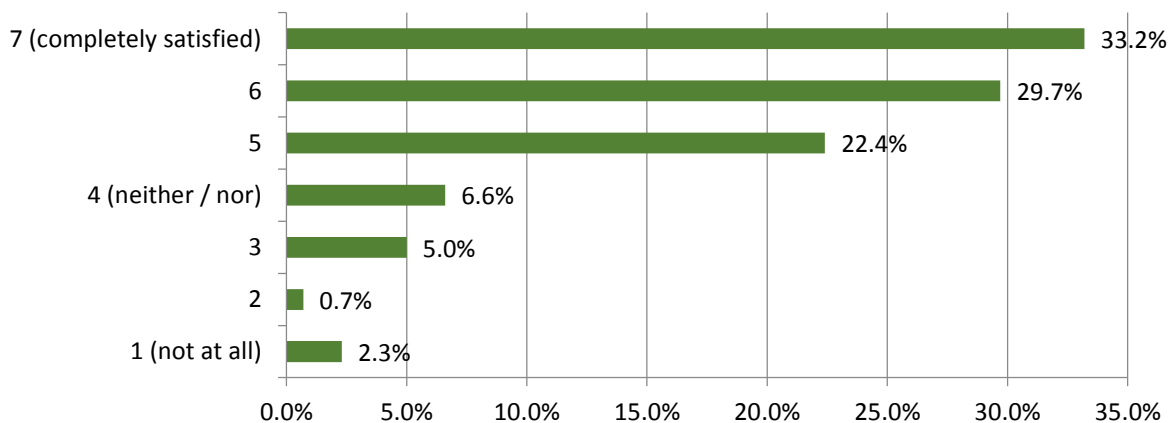
5. Natural Space

Q: Can I regularly experience good quality natural space?

Average rating = 5.7

The graph below shows the range of scores from those that responded to this question.

Natural Space



Key themes from comments:

- A large number of respondents commented on having access to lovely natural areas and outdoor spaces e.g. Battery Park, Darroch Park, Esplanade, Lunderston Bay, coast
- Issues of litter and dog fouling in parks and open spaces

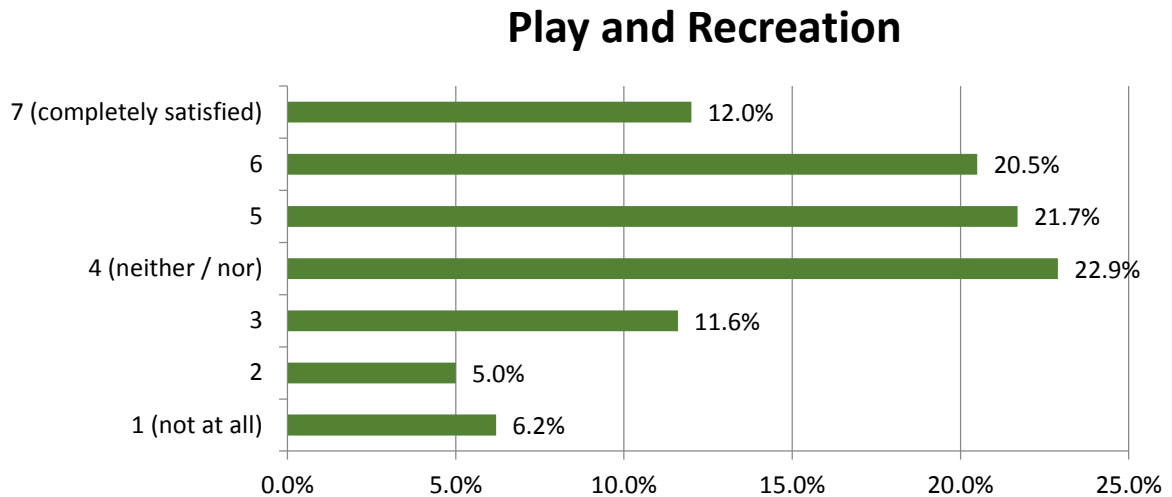
Our Place Our Future – Greenock West & Gourock results

6. Play and Recreation

Q: Do I have access to a range of spaces and opportunities for play and recreation?

Average rating = 4.6

The graph below shows the range of scores from those that responded to this question.



Key themes from comments:

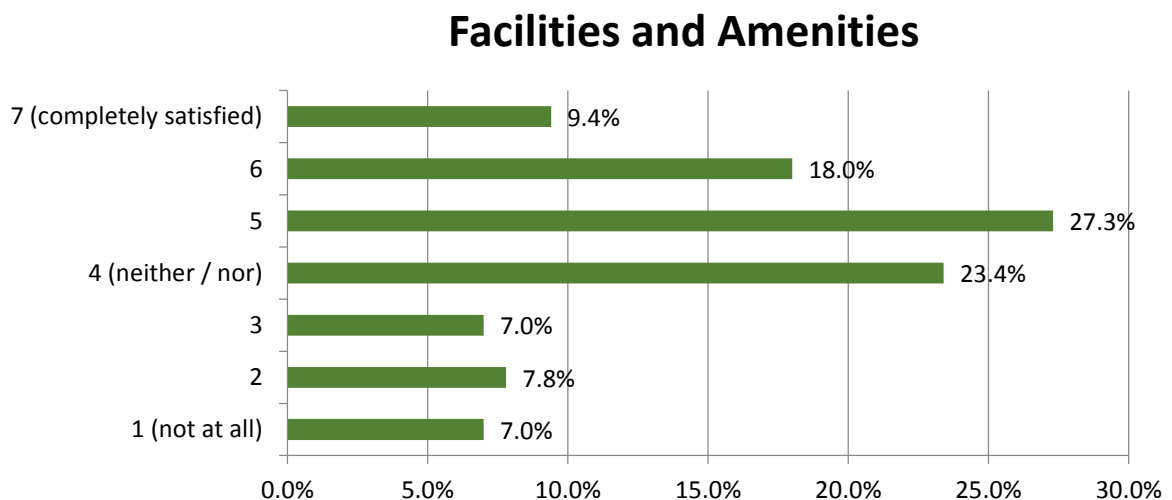
- Lack of facilities for teenagers and older people
- Good facilities for younger children
- Play parks are subject to dog fouling, littering
- Organised sports / facilities are not affordable to all families

7. Facilities and Amenities

Q: Do facilities and amenities meet my needs?

Average rating = 4.5

The graph below shows the range of scores from those that responded to this question.



Our Place Our Future – Greenock West & Gourock results

Key themes from comments:

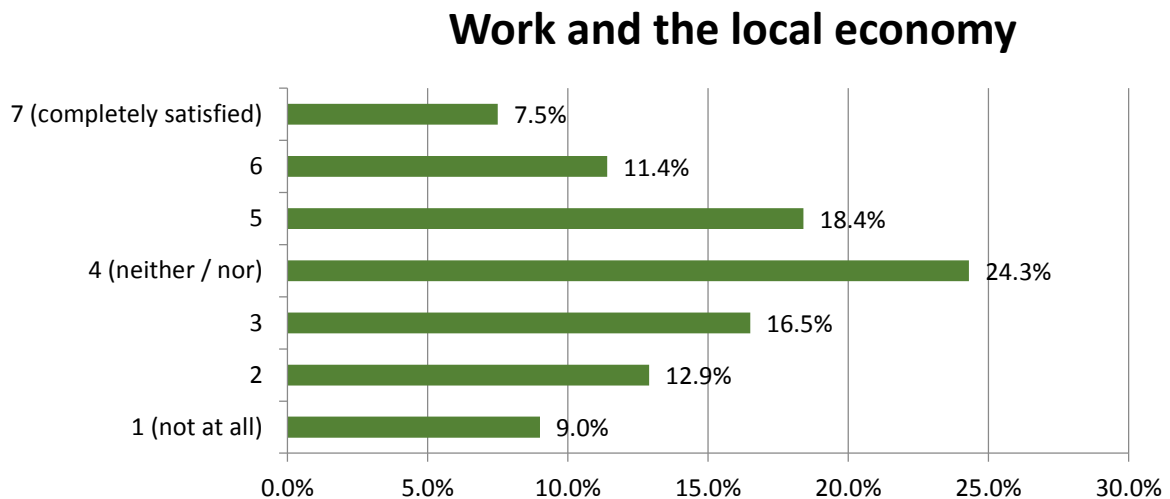
- A number of respondents felt that there are very little facilities
- Facilities are not used to their full potential
- Good leisure facilities, although some respondents commented that these are expensive
- Library is well used

8. Work and Local Economy

Q: Is there an active local economy and the opportunity to access good quality work?

Average rating = 3.9

The graph below the range of scores from those that responded to this question.



Key / recurring themes from comments:

- Many respondents commented on the lack of job opportunities in the area for all ages particularly quality employment (not zero hours contracts) and the lack of permanent jobs
- Very few opportunities for young people in particular
- Good schools
- Plenty of work and training opportunities available
- Training opportunities should be better promoted and better co-ordination of what is available across the area

9. Housing & Community

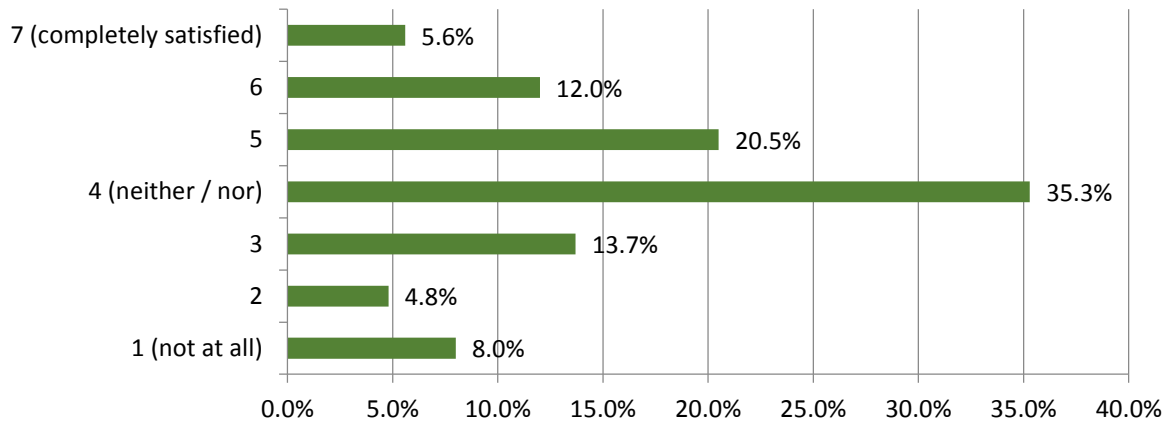
Q: Does housing support the needs of the community and contribute to a positive environment?

Average rating = 4.1

The graph below shows the range of scores from those that responded to this question.

Our Place Our Future – Greenock West & Gourock results

Housing & Community



Key/ recurring themes from comments:

- Lack of affordable housing, particularly for young people
- Lack of social housing, particularly one bedroom
- Lack of accommodation suitable for the elderly and supported / specialist accommodation
- Private rented accommodation is expensive

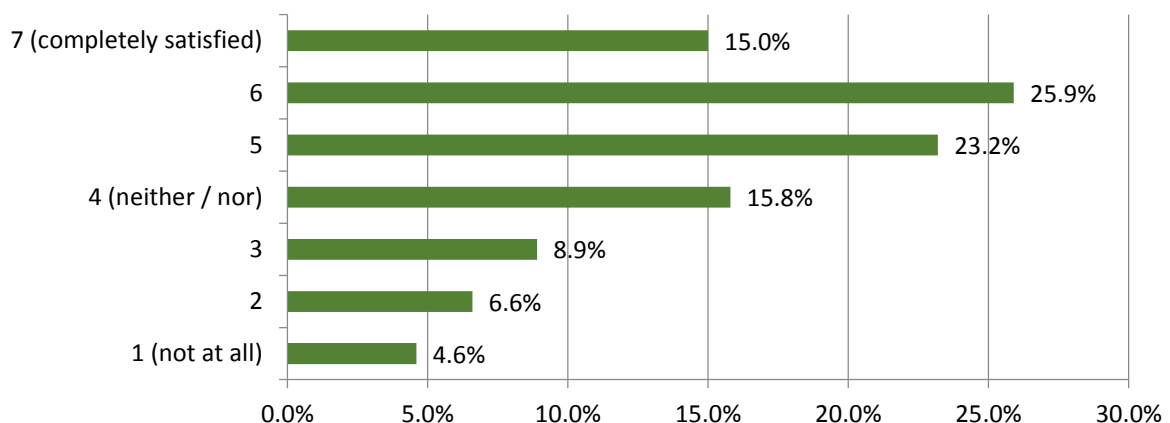
10. Social Interaction

Q: Is there a range of spaces and opportunities to meet people? Are there attractive, safe and accessible spaces to meet people from across the community?

Average rating = 4.8

The graph below shows the range of scores from those that responded to this question.

Social Interaction



Key /recurring themes from comments:

- There were mixed views as to whether there are enough opportunities for social interaction with some respondents saying no whilst others felt that Gourock has a

Our Place Our Future – Greenock West & Gourock results

good mix. There was a general feeling that provision in Gourock is better than in Greenock

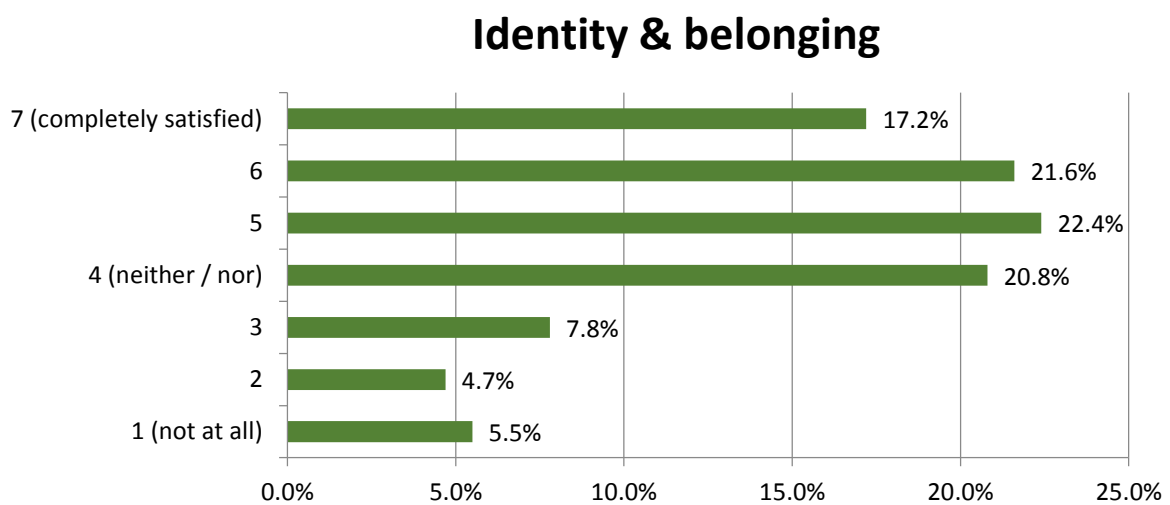
- Places where respondents meet include Church, coffee shops, bars, restaurants
- A number of respondents commented that they feel the Oak Mall and Greenock town centre is in decline
- Lack of facilities for teenagers

11. Identity & belonging

Q: Does this place have a positive identity and do I feel I belong?

Average rating = 4.8

The graph below shows the range of scores from those that responded to this question.



Key / recurring themes from comments:

- There were mixed views as to whether a sense of community still exists with some respondents saying that there is no real sense of community whilst other respondents indicated that they have a strong sense of connection to their area
- There was an overall feeling from those living in Gourock that a sense of community exists
- More needs to be done to encourage a sense of community
- Good local community groups but could be better advertised

12. Feeling safe

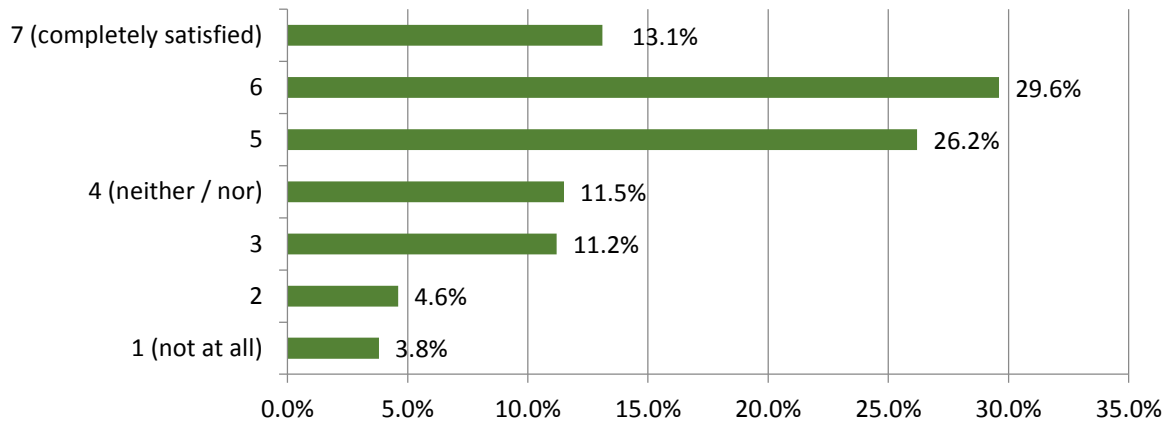
Q: Do I feel safe?

Average rating = 4.9

The graph below shows the range of scores from those that responded to this question.

Our Place Our Future – Greenock West & Gourock results

Feeling Safe



Key/ recurring themes from comments:

- There were mixed views in relation to feeling safe. Some respondents commented that they feel safe at home or in their local area but not outside in the evening. Others commented that they do feel safe.
- A large number of respondents gave the reason for feeling unsafe being the high number of youths hanging around streets / shops, particularly at weekends
- A number of respondents said that they would feel safer if there was a more visible police presence

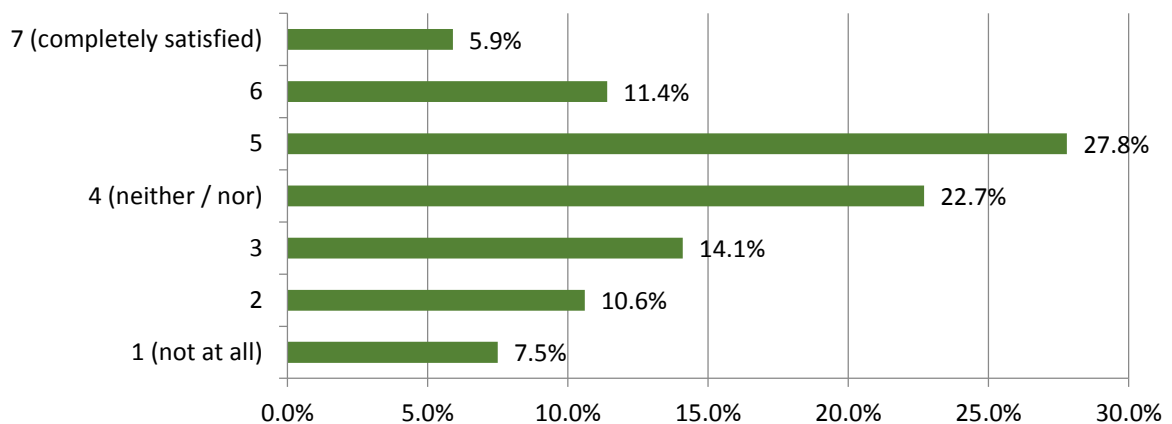
13. Care & maintenance

Are buildings and spaces well cared for?

Average rating = 4.1

The graph below shows the range of scores from those that responded to this question.

Care & maintenance



Key / recurring themes from comments:

Our Place Our Future – Greenock West & Gourock results

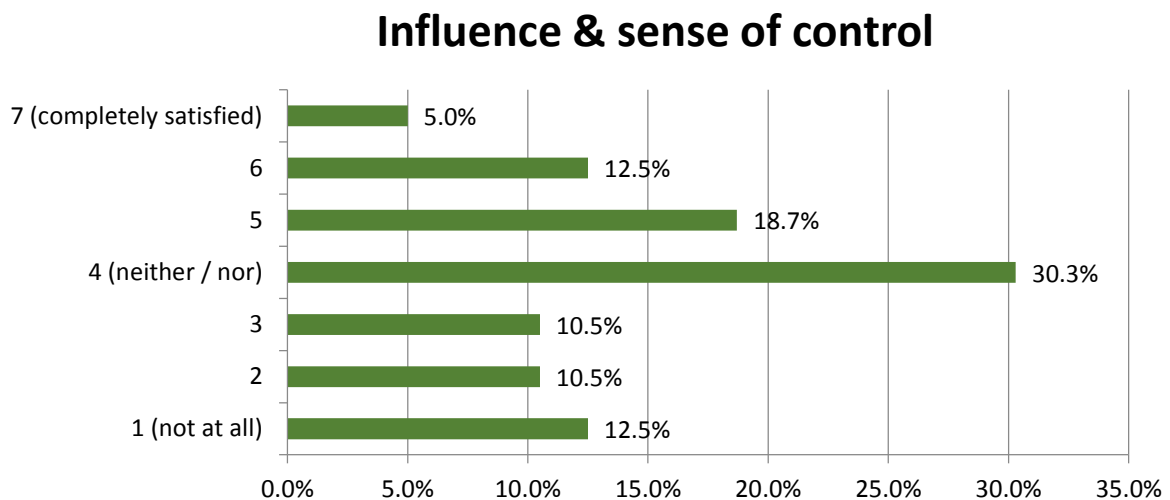
- Dog fouling, fly-tipping and litter were noted by a significant number of respondents as an issue.
- Grounds maintenance of public spaces has deteriorated
- Too many derelict and run down buildings

14. Influence & sense of control

Do I feel able to participate in decision and help change things for the better?

Average rating = 3.9

The graph below shows the range of scores from those that responded to this question.



Key / recurring themes from comments:

- The general feeling of the majority of respondents is that they do not feel engaged. Some respondents commented that they do not feel listened to in relation to a reduction / recent changes in NHS services
- A small number of respondents felt that there are good opportunities to contribute
- More opportunity should be provided for engagement and more effort made to engage with different groups to ensure a representative sample of the population
- Community groups are variable in effectiveness and can be difficult to join